


# Repeating Defects



To identify the component causing the defect, compare your print sample against the measurements shown.



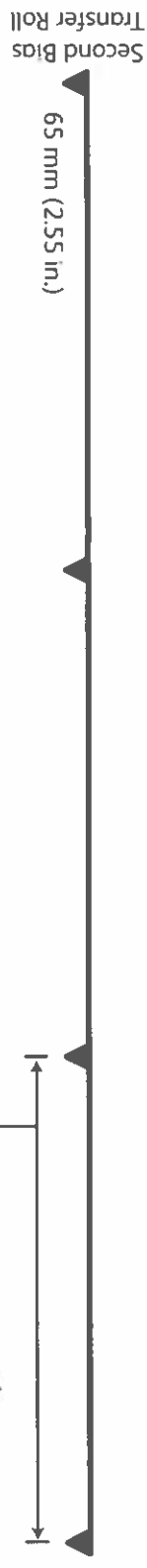
To diagnose a defect on the transfer belt:

1. Print eight Letter/A4-size pages long-edge feed. Verify that the same defect appears on every fourth page.

Or

2. Print four Tabloid/A3-size pages. Verify that the same defect appears on every other page.

Call for service for this defect.



LVI  
37502

